

SHREK

THE MUSICAL JR.

Calling all Fairy Tale Creatures!!

If you are interested in auditioning for this year's production of Shrek Jr., the musical, there will be an informational meeting after school on Thursday, August 28th in room 206.

Important Dates:

September 2nd - 4th ~ Pre-Audition Workshops

After school in room 206.

September 8th - 10th ~ Shrek Jr Auditions

Students will be given a date and time for their audition.

May 1st and May 2nd ~ Performance Days

A more detailed calendar will be shared at the informational meeting.

Welcome to *Shrek Jr. the Musical*! As with any group activity, every participant has responsibilities. Please look over the following items to make sure you and your child feel you can honor the commitment to being a part of a show.

Attendance: Attached to this letter is a basic rehearsal schedule for the show. Please look it over closely to make sure your child has no conflicts with the rehearsals or show dates. If there are conflicts, please let the production team know as soon as possible. Students are expected to attend all rehearsals they are called for unless prior approval has been given. Failure to do so can result in dismissal from the show.

Rehearsals: Rehearsals will typically last from 3:00-3:50 on Wednesdays and be held in Room 206. Your student may not need to attend each of these school day rehearsals as it will be focusing on one scene per rehearsal. There will also be one mandatory Saturday rehearsal per month. These are extremely important, as we will be running music and choreography at these rehearsals. Students should bring their scripts, a pencil, a snack, and wear appropriate shoes and clothes for movement. Also, please make sure you have arranged for your child to be picked up on time from each rehearsal.

Homework: Students will have some homework for the show, including memorizing lines and songs, rehearsing their dances, researching their character, etc. Work with your child to create a schedule so they have time to finish both their school homework and their homework from the musical.

Attitude: The rehearsal room and theater are safe spaces where young people can take positive risks and be themselves without the fear of being laughed at or alienated. This principle is essential to artistic growth and exploration. Participants are expected to respect these principles and are encouraged to remember it themselves when trying new things.

Volunteering: The most important thing you can do to help us with the musical is make sure your child commits to everything listed above. If you want to volunteer additional time or resources to the production, simply drop us a note with your name, and we will contact you when assistance is needed.

Finally, please remember that a musical is a living, breathing entity. Things don't always go exactly as planned, so changes to the plan will most likely be made throughout the rehearsal process. We promise to give you as much advance notice as possible on all changes that arise.

If you have questions or concerns at any time throughout the process, please feel free to contact Mrs. Fragiadakis (fragint@nv.ccsd.net) or Mrs. Heilman (dawsoka@nv.ccsd.net) and we will be happy to help you.

Sincerely,

Mrs. Heilman

Important Dates:

Shrek Workshop: Sept. 1-4

Shrek Auditions: Sept 8-12 *NOTE* If you audition on 9/12, you MUST have a ride home as there is no late bus.

Performance Dates: May 1 @ 6 p.m. and May 2 @ 2 p.m.

Saturday Rehearsal Dates: All Saturday rehearsals are from 9 a.m. to 3:00 p.m.

9/27

10/25

11/22

1/10

2/21

3/28

4/25: Full Dress Rehearsal


4/28: Full Dress Rehearsal: This will be longer than the usual weekly rehearsals so please plan to be here from 3:00 to 6:00 p.m.

Weekly Rehearsals will usually take place on Wednesdays in Room 206 from 3:00-3:50. Students will be notified through Canvas if they are needed for that week's rehearsal. You may not be needed every single week, but you must be at every Saturday rehearsal.

Please Note:

There will be a \$25 fee for participation in the spring performance of Shrek, Jr.

Please see Mrs. Fragiadakis or Mrs. Heilman for information about how to receive a fee waiver if there is a financial hardship.



All students must have the parent permission form completed in order to be given an audition time.

Scan the QR code or go to <https://forms.gle/RZHR76Ma3LSAZbdY7>

Audition Song Requirements

To ensure fair and appropriate auditions for all roles, please note the following song assignments based on the character types you wish to audition for:

Male Roles and Characters

Song Assignment: "Travel Song"

- All students auditioning for male characters
- All students (regardless of gender) specifically auditioning for male roles

Fiona and Dragon Roles

Song Assignment: "This is How a Dream Comes True"

- Students auditioning for the role of Fiona
- Students auditioning for the role of Dragon

Supporting and Ensemble Characters

Song Assignment: "Freak Flag"

- Students auditioning for fairy tale creatures
- Students auditioning for Lord Farquaad
- Students auditioning for other minor characters
- Students interested in ensemble roles

Script Options for Fairy Tale Creatures and Minor Roles: Students auditioning for fairy tale creatures or other minor characters may choose from either:

- "Farquaad, Gingy" script
- "Fiona, Shrek, and Donkey" script

Important Audition Information

- **Callbacks:** Selected students may be asked to return for callbacks where they might be asked to perform additional material

Shrek Jr. Audition Form

Name: _____ Age: _____ Grade: _____

Eye Color: _____ Hair Color: _____

Please Highlight One:

Would you like a singing solo? Yes No

A singing solo could be anything from 1 line in a song up to a whole song.

Would you feel comfortable singing a whole song by yourself? Yes No

Would you feel comfortable saying lines by yourself? Yes No

Would you feel comfortable playing a role of a different gender? Yes No

Are you open to any role? Yes No

Have you taken private singing lessons? Yes No

If Yes, How long did you take singing lessons? _____ yrs or _____ sessions

Have you sung in a choir? If yes, where/how long? _____

Have you taken dance class? Yes No

If Yes, what type of dance classes? _____

Where did you take dance classes? _____

Have you taken acting classes or done community theater? If yes, Where/how long? _____

Performance Experience

List the top 4 shows/roles you are most proud of your performance. If none please put "new performer!"

Name of Show/Performance	Name of Company	Role/ What you did

Special Skills

Please list ANY SKILL that you may have. This could be anything from juggling, to flips, to speaking other languages.

What other clubs do you currently or plan to participate in? _____

What day(s) do they meet? _____

Audition Sides - Fiona, Shrek, Donkey

START

FIONA

(being shaken)
Uhl-uhl-uhl!

SHREK

Are you Princess Fiona?

FIONA

I am. Awaiting a knight so bold as to rescue me.

SHREK

Ah, that's nice. Now let's go.

FIONA

But wait, Sir Knight! I have long awaited this day! And I would'st first like to knowest the name of my champion.

SHREK

Um... Shrek.

FIONA

Sir, Shrek...

(produces handkerchief)

I pray that you take this favor as a token of my gratitude.

(SHREK regards the handkerchief, then wipes his neck with it, and hands it back to FIONA.)

SHREK

Thanks. All right, let's go.

(SHREK climbs down from the tower.)

FIONA

Now holdest on, Sir Knight. Don't you want to savor this moment? It be-eth our first meeting. It must be a wonderful and romantic scene.

(FIONA strikes a pose.)

SHREK

Aw geez, I'm like a crackpot magnet.

(The DRAGON roars offstage.)

FIONA

You didn't slay the dragon?

Audition Sides - Fiona, Shrek, Donkey

SHREK

It's on my to-do list. Come on!

(FIONA climbs down from the tower. DONKEY runs across the stage.)

SHREK

Donkey!

DONKEY

Shrek!

(DRAGON enters chasing DONKEY.)

FIONA

Dragon!

ALL

END

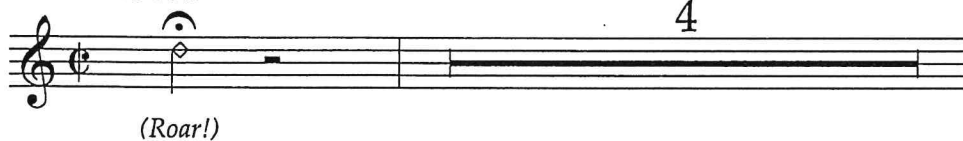
Run!!

(#19 – THIS IS HOW A DREAM COMES TRUE.)

THIS IS HOW A DREAM COMES TRUE



(DRAGON chases DONKEY offstage, SHREK follows. FIONA crosses downstage to sing.)

DRAGON:



FIONA:

(while the battle is in progress)



Audition Sides - Farquaad, Ginky

START

FARQUAAD

Oh, it's you! What a terrific surprise! And lucky you, you're here at torture time! Bring in the cookie!

(Farquaad's GUARDS bring GINGY onstage.)

GINGY

No! No! I won't speak! I won't! Oh, it's you...

FARQUAAD

"Run, run, run as fast as you can, you can't catch me – I'm the Gingerbread Man!"

GINGY

You're a monster!

FARQUAAD

I'm not the monster here, you are. You and the rest of that fairy tale trash poisoning my perfect kingdom.

GINGY

It's not a kingdom! Because you're not a king!

FARQUAAD

Oh, but I will be. Just as soon as I find a princess to marry. And I hear you know of one. Tell me where she is!

GINGY

Bite me!

FARQUAAD

That's it! My patience has reached its end. Present the devices of torture!

(Farquaad's GUARDS pull out torture devices – a rolling pin, a giant spatula, an egg-beater, a carton of milk, etc...)

GINGY

Uh-uh, uhh, now wait a minute. Let's not get crazy. Maybe I have heard tell of a princess.

FARQUAAD

From who?

GINGY

Do you know the Muffin Man?

FARQUAAD

The Muffin Man?

Audition Sides - Farquaad, Ginky

GINGY

The Muffin Man.

FARQUAAD

Yes. I know the Muffin Man. Who lives on Drury Lane?

GINGY

Well, I heard it from the Muffin Man.

FARQUAAD

The Muffin Man?!

GINGY

The Muffin Man!

FARQUAAD

(thoughtful, to himself)

He heard it from the Muffin Man...

GINGY

Can I go now?

FARQUAAD

You haven't told me where she is!

GINGY

I can't!

FARQUAAD

You must!

GINGY

I won't!

FARQUAAD

Tell me or I'll— !

(FARQUAAD reaches for GINGY's buttons.)

GINGY

No! Not the buttons! Not my gumdrop buttons!

END

FARQUAAD

Then where is the princess?!

GINGY

(broken)

Okay... I'll tell you. She's a day's walk from here. In a dragon-guarded castle, surrounded by hot, boiling lava.

SHREK

No!

DONKEY

Oh, you leave them out in the sun and they get all brown and start sprouting little white hairs.

SHREK

No! Layers. Onions have layers. Ogres have layers. Onions have layers – you get it?! We both have layers!

DONKEY

Ohhh, you both have layers. You know... not everybody likes onions.

(lightbulb)

Parfaits! Everyone likes parfait, and they have layers! Have you ever met a person and you say, "Hey, let's get some parfaits," and they say, "I don't like no parfaits." Parfaits are delicious.

SHREK

I don't care! Ogres are not like parfaits!

DONKEY

Parfaits may be the most delicious thing on the whole planet.


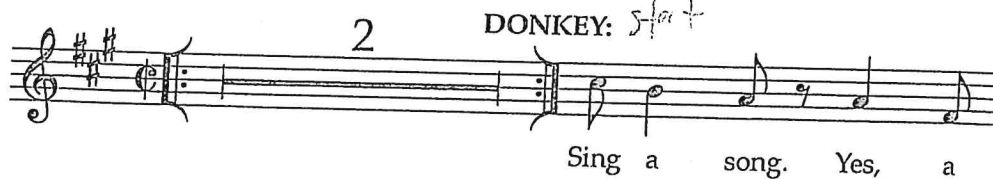
SHREK

You know, this may turn into the longest day of my entire life.


(#14 – TRAVEL SONG begins.)

TRAVEL SONG

DONKEY: Ooh! I got the perfect remedy for that! *Male Role*
SHREK: Oh no, I'm not interested—






6 
— 'cause the fun is get - tin' there.

8 
Yeah. (Oh what the heck, I must con -


*(SHREK knew this would happen.
The landscape rolls by over the following...)*

Straight **Swung**
10 
fess I love a road trip!) Sing a song!— Hit

12 
the trail.— For-get the maps. For -

14 
get the guides. Be-fore ya know it,


16 
you've made strides with me.—

19 
And I know,— all I need,— all a-long, is a path,— and a pal

FREAK FLAG


Freely

GINGY:



BIG BAD WOLF: The way they think, that is.

BABY BEAR: That's right, Wolfie!




(Handwritten: Care to discuss?)

ALL:

Rhythm

SHREK: My what?



15 - ver take it down, ne-ver take it down. Raise it way

17 up high! Let your freak flag

20 fly! Let it fly...

23 (ALL:) 24 fly... fly.

PINOCCHIO: It's hard to be a pup - pet,

(PINOCCHIO:) UGLY DUCKLING: So ma - ny strings at - tached. But it's

SHREK

It's on my to-do list. Come on!

(FIONA climbs down from the tower. DONKEY runs across the stage.)

SHREK

Donkey!

DONKEY

Shrek!

(DRAGON enters chasing DONKEY.)

FIONA

Dragon!

ALL

Run!!

(#19 - THIS IS HOW A DREAM COMES TRUE.)

THIS IS HOW A DREAM COMES TRUE

(DRAGON chases DONKEY offstage, SHREK follows. FIONA crosses downstage to sing.)

DRAGON:




(Roar!)

FIONA:

(while the battle is in progress)



This is how I pic-tured it, More or less, I



must ad - mit. A thump-ing in my heart. A

(DONKEY followed by SHREK crosses,
being chased by the DRAGON.)

12 **Rit.** **A Tempo**

life a - bout to start..._____ I knew this day would

15

come, and you would find your way. At

18 **A Tempo** **Faster!**

last, my dream comes true. I knew, I knew, I

SHREK: (addressing *FIONA*)
You know, we could really use
a little help here, Princess. Really?
Nothing? Best. Day. Ever!

21 *End*

knew...

Stately, victorious
FIONA:

24

It would be to - day_____

In 4

27

Cast Descriptions

STORYTELLER 1, STORYTELLER 2 and STORYTELLER 3 are wonderful roles for performers with natural stage presence and big, clear voices. These characters are important for setting up the world and moving the story forward, so cast some bold, energetic young actors.

SHREK may be a big, scary, green ogre to the rest of the world, but as the story reveals, he's really just a big fellow with a big heart. It is great if Shrek is a solid singer, but most importantly, snag a young man who is an excellent actor with comedic chops.

Vocal Range: 

Vocal Audition: "Big Bright Beautiful World," "Travel Song"


FIONA may appear to be an ideal princess straight from the fairy tale books, but there is more to her than that stereotypical image. She is an audacious young lady with a wonderful sense of humor and – surprisingly – manners akin to those of a teenage boy. Cast a girl who can do it all: act, sing and dance. This is a premiere role for an experienced performer with a lovable spirit. Young Fiona and Teen Fiona are younger versions of Fiona and should have solid singing voices.

Vocal Range:  **FIONA**

 **YOUNG FIONA**

 **TEEN FIONA**

Vocal Audition: "I Know It's Today"



The Duloc Performers




Gingy and Farquaad




"I Know It's Today"

LORD FARQUAAD is a very short man with gargantuan ambition! He is solely interested in gaining as much power as possible. This is a role for a good singer, but most importantly, your very best comedian who isn't afraid of making bold choices or looking silly.

Vocal Range: 


Vocal Audition: "What's Up, Duloc?"
(Part 1)"

DONKEY is a brash, loud, fast-talking animal with no concept of "quiet time." Cast an experienced performer who can sing well and has a whole lot of presence and character. Be sure to choose a performer who complements Shrek well as his loyal and ever-faithful sidekick.

Vocal Range: 

Vocal Audition: "Travel Song"

DRAGON is a breakout role for a young girl with a lot of soul and spunk. She is a ferocious fire-breathing dragon but finds a surprising love in Donkey. Cast a performer who has tremendous presence and a good pop singing voice.

Vocal Range: 

Vocal Audition: "Forever"

MAMA OGRE and **PAPA OGRE** are good roles for a dynamic duo that can kick off the show with a lot of energy and presence. Make sure to cast good singers.

Vocal Range:  **MAMA OGRE**

 **PAPA OGRE**

Vocal Audition: "Big Bright Beautiful World"

LITTLE OGRE is just right for a smaller, younger performer who is new to the stage. He may not have lines but he is very important to the storytelling.



Shrek and Donkey




"Morning Person"




Mama Ogre, Papa Ogre, and Little Ogre

PINOCCHIO is the wooden boy who cannot tell a lie without being belied by his growing nose. Pinocchio begins in a sour mood about his second-class status but ends the story as a natural leader among the Fairy Tale Creatures. Cast a young performer with a lot of personality who can sing well.

Vocal Range: 

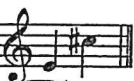
Freak Flag
Vocal Audition: "Story Of My Life" *Hanna*

FIG 1, FIG 2 and FIG 3 are the classic three little pigs with a German twist. It isn't necessary that they look identical; focus on finding a fun and dynamic trio.

Vocal Range: 

Freak Flag
Vocal Audition: "Story Of My Life" *Theresa*

The **UGLY DUCKLING** may be bitter about his unfortunate appearance, but he does find camaraderie among his fellow fairy tale outcasts. This is a fun comedic role for a new performer.

Vocal Range: 


Freak Flag
Vocal Audition: "Story Of My Life"

MAMA BEAR, PAPA BEAR and BABY BEAR are great cameo roles for young performers who have little performing experience but make a complementary group.

Vocal Range:  **MAMA BEAR**

Vocal Audition: "Freak Flag"

The **WICKED WITCH** is a great role for a young performer destined to be a character actress. She has a big personality, so find a performer who is up for the task.


Vocal Range: 

Vocal Audition: "Story Of My Life"

Freak Flag



The Fairy Tale Creatures are exiled




"Freak Flag"



A Storyteller and Little Ogre


CASTING

The **BIG BAD WOLF** doesn't need to be a scary, threatening big-bad-wolf type. At this point, he's a pretty tame wolf who is reduced to wearing Little Red Ridinghood's grandmother's dressing gown. This is a fun role for a newcomer to the stage.

Vocal Range: 


Vocal Audition: "~~Story Of My Life~~ *Freak Flag*"

GINGY is a great cameo role for a young performer who is as earnest as can be. Gingy is based on the Gingerbread Man who runs away like a fugitive from his baking captors. Find a performer with great energy.

Vocal Range: 

Vocal Audition: "Freak Flag"

PETER PAN is the boy who never grew up, and he continues to act the part in this story. Cast a boy (or girl, if you want to give a nod to the traditional theater casting) who will have fun physicalizing the character.

Vocal Range: 

Vocal Audition: "~~Story Of My Life~~ *Freak Flag*"

CAPTAIN OF THE GUARD is just right for an actor with some inherent strength and authority. He or she doesn't have to have a lot of stage experience; just be sure to cast somebody who has a big, booming voice and who isn't scared to put all the Fairy Tale Creatures in their place.

The **KNIGHTS** are Dragon's background singers who all tried at some point to save Fiona from her tower but were held hostage by the Dragon. Cast young performers who can sing well and have some soul just like Dragon.

Vocal Range: 

Vocal Audition: "~~Forever~~ *Freak Flag*"

DWARF is Farquaad's comparably short and grumpy father. This is a perfect cameo role for a young performer.

The **FAIRY TALE CREATURES** make up the heart of the show. These characters are taken from the story books but have a bit of a comedic twist. Be sure to cast a diverse group of kids with lots of personality and different strengths. Your performers should be proficient singers but most importantly, great actors. Other standout ensemble roles include: The **GUARDS**, the **DULOC PERFORMERS**, **PUSS IN BOOTS**, the **ROOSTER**, **PIED PIPER**, **RATS** and the **BISHOP**. Ensemble roles like **BIRDS**, **TREES**, **DEER**, **WOODLAND CREATURES**, and **FAIRY TALE CREATURES** help make up the backbone of the musical. Remind your actors that the story demands everyone jump on board as you create the hilarious and lovely world of *Shrek the Musical JR.*

Vocal Audition: "~~Finale~~ *Freak Flag*"

Audition Sides

We have collected short scenes highlighting those characters with spoken lines for you to use in your auditions. These audition sides are available on your Media Disc and at broadwayjr.com.

THE PROCESS

Each director is going to approach producing a show in a different way, but you can generally expect the following:


- Audition announcement
- Auditions and callbacks
- Posting of the cast list
- Rehearsals
- Technical rehearsals
- Dress rehearsals
- Performances
- Strike
- Post-show blues

AUDITION ANNOUNCEMENT AND PREPARATIONS

Before your child signs up for auditions, there are a few things you should discuss:

- A musical is a commitment of time and energy. Make sure you review the rehearsal and performance schedule in advance. Do you anticipate any conflicts with soccer, piano, or other activities? If so, it's important to be honest and let the director know of conflicts in advance. If your child has multiple conflicts, you might also want to encourage your child to take on a less time-consuming position with the production. Remember, every contribution is important!

- What function or job is your child curious to explore? For example, does your child want to perform onstage as an actor or offstage as a part of the stage crew? (A detailed list of various functions and tasks follows.)
- Aside from the support and guidance you're bound to offer your child, any extra time you have to volunteer on the production is more than welcome!



DON'T BE A MAMA ROSE!

Mama Rose is a character from the musical *Gypsy*. She's a bossy "stage mother" (a term for a parent who pushes their child into the performing arts in a negative manner). We've all seen these types at Little League games, beauty pageants, and everything in between. Some of us have probably even acted this way to some degree without even knowing it! When our hearts are in the right place, we're sometimes blind to the fact that we might be stepping on someone else's toes or pushing just a little too hard.

Theatre is a collaborative effort, but it's important to remember that it's the director's role to see the big picture and guide every aspect of the production. In the case of your school's production, the roles of costume designer, set designer, and director will likely be played by one person who is volunteering "blood, sweat, and tears" to make it all happen. If the cast, stage crew, and parent volunteers do their best to work within the director's vision, your school's production will be a rewarding, resounding success!

Remember, having your child participate in theatre has little to do with creating a "star." The objective of rehearsing and presenting a musical is to provide children with opportunities to develop life skills and have fun.

AUDITIONS

Most likely, the director will send home information about the audition process. Auditions are held in many different ways, but in general, you can expect the following:

Students will sing a small part of a song or be asked to prepare a number of measures (or bars) from a song of their choice. They may also be asked to learn a short dance, prepare a monologue (a scene in which only one character speaks), prepare a side (a short cut of a scene between multiple characters), or do a cold reading (a scene the director provides the actor to review for a minute or two prior to reading it aloud).

AUDITION TECHNIQUES

Directors respond positively when your child does the following:

BE PREPARED: memorize the lyrics and melody of your song.

SMILE AND ENJOY THE AUDITION

PROCESS: the director and the audition team want you to do well.

SHOW GOOD BEHAVIOR: directors are often more concerned with how you behave than how well you sing, act, or dance.

TRUST THE DIRECTOR'S CHOICES: do your best at whatever you are asked to do, even if you are reading for a role that you find challenging or awkward.

BroadwayJR.com: Our website has show descriptions, character descriptions, vocal ranges, and downloadable audition packets.



CALLBACKS!

The director may hold another set of auditions after the initial round, called "callbacks." At callbacks, the director may ask certain auditionees to sing again, read another scene, dance some more, or any combination of these. They will often ask pairs or groups of actors to read scenes to see how different combinations of actors work together (often referred to as having "chemistry").

Callbacks can be a source of stress and confusion for young actors. If some kids aren't invited to callbacks, they may think they did something wrong or are not being considered for a part. This may or may not be the case. Some roles may have been cast after the initial audition and may not require a callback.

ANNOUNCING THE CAST

The announcement of the cast can be a difficult time since the role offered may not meet your child's expectations. You know your child best. If your child is upset about the casting decision, empower your child to talk to the director one-on-one to discuss the decision and how to enhance future auditions. You'll ultimately know best how to comfort your child, but the next page offers some tidbits that might help open new avenues of conversation.

MAKING THE BEST OF CASTING DECISIONS

- Trust the director's judgment. The director is casting an ensemble, not just one or two "lead" roles. It's important for the cast to understand the importance of working together as an ensemble and to see the production as a whole — not as individual parts that seem less or more important than others.
- Remind your child that everyone's contribution is important and valued.
- Let your child brainstorm ideas for characteristics for their role. Are they peppy or indifferent? Are they confident or awkward? Ultimately,

SURVIVING THE FIRST REHEARSAL

the director might have specific character qualities in mind, but this idea will introduce your child to the basics of acting.

- Take the role to another level by encouraging your child to create a "backstory" for their character. Where is the character from? Why is the character in the show? Half the fun is that the audience never has to know the character's backstory, but this exploration by your child will round out the character even more. Again, have fun, but create a story that works realistically within the director's vision for the show.

At the first rehearsal, kids in the cast receive their scripts and get to know the rest of their collaborators. Some cast members may want to count their lines, but this habit should be discouraged. The authors created every character for a reason, and each role impacts the entire production.